

EXTRA! EXTRA!.....READ ALL ABOUT IT

Kathleen Donohue-Aedo
Universidad de las Americas, Mexico City

Leonor Estrada-Gómez
Campestre School

The newspaper is probably the most valuable didactic tool available to teachers today, and yet the least exploited.

What makes the newspaper so unique?

1. It's cheap, often times free!
2. It's up to date.
3. It's portable.
4. It's varied. It offers diversity. And above all...
5. Its content offers something for everyone, regardless of race, gender or class. It's all-inclusive.

Students deserve so much more than a textbook with its accompanying workbook and cassettes. We feel students should be encouraged to read, analyze and be critical of the newspaper, and with a dynamic and creative approach, they hopefully will be motivated. Here are some ideas:

MATERIAL

WHAT TO DO

newspaper	- give each child half a sheet of newspaper.
sticks (10 cms.)	- have the children tear out long strips of paper
glue---brushes	- have them glue the strips to the end of the sticks
music (optional)	

ACTIVITY: Children stand in a circle. They hold the sticks so that the strips of paper hang loose, and follow the instructions of the teacher to reinforce:

on - in	up - down	in front of - behind	numbers
in - out	right - left	geometrical figures	shapes
letters			




MATERIAL

newspaper
world map

WHAT TO DO (class activity)

- teacher must bring four signs reading North, South, East, West and the names of the continents to class each with a string attached so that the students can hang them around their necks.
- a newspaper page is given to each student
- student will choose the news he would like to work with.
- student will read the news and understand it (with the help of the teacher, if necessary).
- student must identify which country his news comes from.

ACTIVITY: The class will be taken outdoors. Students will take the place of North, South, East, West and the continents (wearing the correct signs). Each student must share the news he has read with the class and take his place in the corresponding continent. When students go back to the class, they will pin their news on the class map.



MATERIAL


newspaper

music (optional)

WHAT TO DO (group work)

- teacher brings a set of comic strips to class,
- divides the class into small groups and
- gives each group a comic strip.
- students will write a dialogue and prepare to role play it for the class. (Teacher will check format of dialogue, construction and spelling in their written work).

ACTIVITY: Students might be taken outdoors to role play what they have prepared for the class. The next time they use a comic strip, they might try making a song of it or a story (the beginning, body or ending of a story), or maybe a poem, a game or a finger or puppet show. They might enjoy making their own comic strips.



MATERIAL

newspaper

WHAT TO DO (individual or group work)

- give each student an article from the newspaper.

empty bulletin board

- have the student read the article.

- using the information in the article, ask him to create his own article for the newspaper.

ACTIVITY: Create a class bulletin board newspaper. have students make headlines and drawings for their articles.

You may want to create a class bulletin board newspaper with information about members of the class, teachers, school and school activities with articles written by students. (You might divide the class into groups and make each group responsible for a section of the newspaper).




MATERIAL

newspaper

WHAT TO DO

- teacher divides the class into groups,
- gives each group of students a page of the newspaper and
- has the students read the news on the page.

ACTIVITY: Students will classify their news. For example: cities-- all the news from Cuernavaca, Guadalajara, Puebla, Veracruz, etc. Then, have them make a graph to show which state has more news in the newspaper. Finally, ask students to explain the graph to the class. Each group must make a graph on a different topic.



MATERIAL

newspaper

WHAT TO DO

- give each child a bunch of newspapers.
- have each student make a mask with the newspaper.
- have students decorate their masks.
- have the student write a monologue (a play with his classmates or a dialogue with a friend).

ACTIVITY: Have students go to other classes to give information on what a monologue, dialogue or play is. Ask them to share what each mask represents with the class and act out their monologue (play or dialogue) for them.

